


What scale is it?

The chart shows the relative proportion of the same diesel locomotive in the most popular model railroad scales. Visit your local hobby shop for more information, and examine trains in each scale before deciding which one best suits you and the space available.



Popular model railroad scales/gauges		
Scale	Proportion	Track gauge
G	1:22.5 1:20.3	1.75"
No. 1	1:32 1:29	1.75"
O	1:48	1.25"
S	1:64	.875"
HO	1:87	.650"
N	1:160	.354"
Z	1:220	.256"



The world of model railroading is fun in many ways. The goal of most hobbyists is to build a layout. Others simply prefer to build and detail models of railroad cars or locomotives. Some modelers form or participate with other hobbyists in clubs, and together they build a large layout. Still others create portable modules that can be linked to other modules to make a giant layout at public shows.

It makes no difference which kind of model railroading you choose. You'll find that there's plenty of information available to get you started. Visit your local hobby shop today, and experience the world of model railroading for yourself.

Web sites that offer helpful information for beginners:

www.greatesthobby.com

www.hmahobby.org

For additional information about Model Railroading and other exciting hobbies including Model Rocketry, Plastic Model Building, Radio Control, Slot Car Racing, and Tabletop Gaming, visit

www.myhobbyfun.org

to learn more.

Photos courtesy of *Model Railroader* magazine
 Photos by Gary Hoover, David Popp, Robert Sobol, and Bill Zuback
 Illustrations by Rick Johnson and Kalmbach Media
 Design by Christy Weber

Hobby Manufacturers Association Model Railroad Industry Division

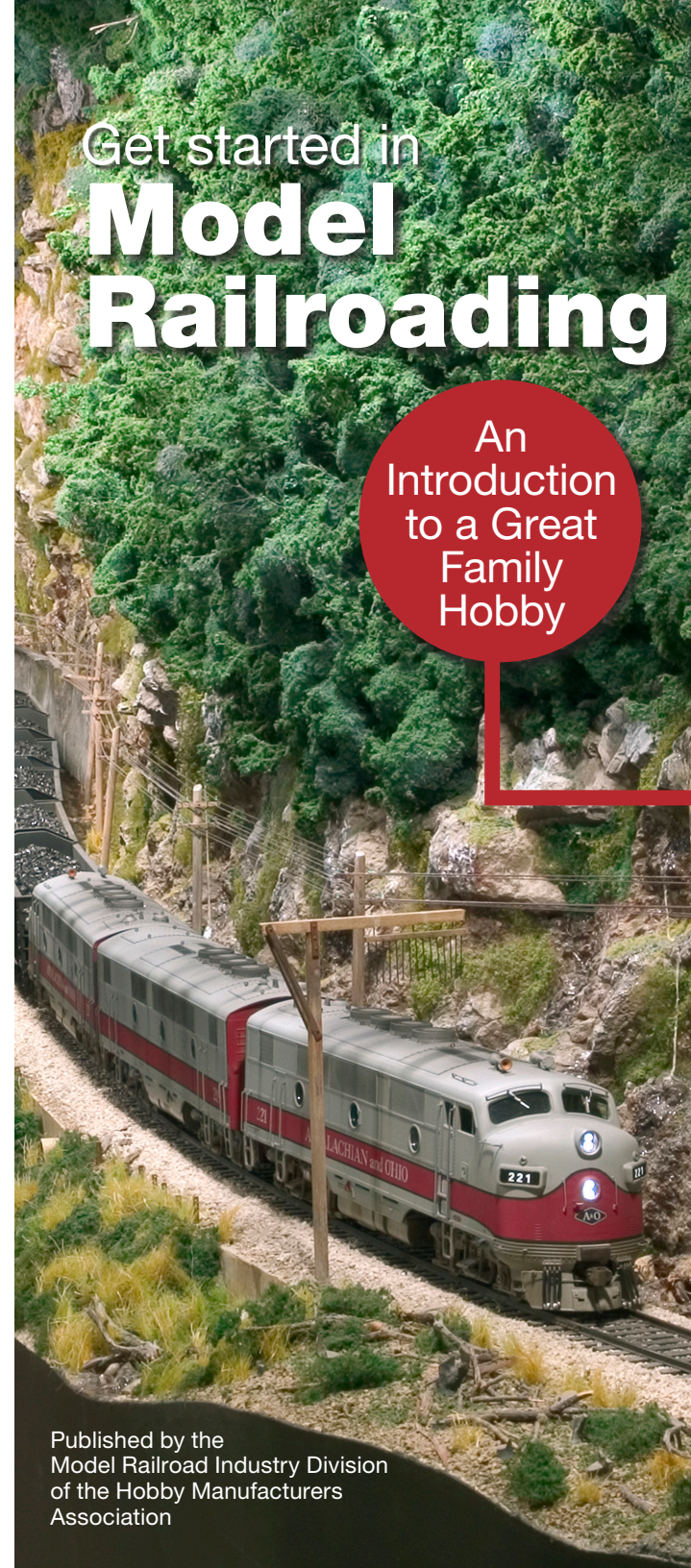
1410 East Erie Avenue
 Philadelphia, PA 19124

Rev. 1/2020



Get started in Model Railroading

An
 Introduction
 to a Great
 Family
 Hobby



Published by the
 Model Railroad Industry Division
 of the Hobby Manufacturers
 Association



Whether you want to build a small tabletop layout or an empire that fills your basement or backyard, you'll find this hobby relaxing, rewarding, and fun.

Model railroading is a hobby for a lifetime!

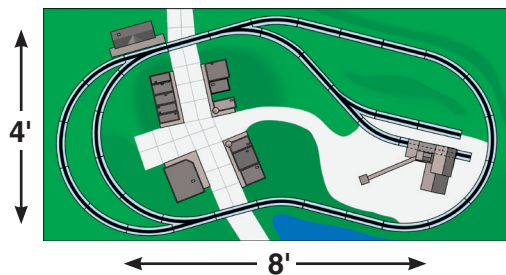


1. First step: hobby shop

Get started with a ready-to-run train set from your local hobby shop. Be sure to ask about books, magazines, and products that can help you get your layout up and running in no time.

2. Be creative

Use your imagination to design your own layout, adapt a track plan from a magazine or book, or work with specially designed software to create your own plan. While developing a layout, you'll learn how real railroads work. This is the time to consider where your structures should go and the kind of scenery you'll want.



3. Basic construction


Many modelers still build layouts the traditional way, with wood support structures known as benchwork. They then build scenic contours from cardboard strips or screen wire and plaster. Other hobbyists prefer newer, lightweight foam systems and ready-to-use modular components. You can build this type of benchwork without power tools or carpentry skills.

4. Laying track

Tracklaying is fun and interesting. In no time you can lay sections of track with prefabricated ties and roadbed, you can add variety to the route using flexible track, or you can even build your right-of-way using individual spikes, rails, and ties.

5. Wiring choices

Whether you decide to use standard direct-current (DC) power packs, alternating current (AC), or the latest in digital command control (DCC) technology, wiring your layout is not beyond the scope of a beginner. Your local hobby shop can help you learn how to power your railroad.



6. Set the scene

You can model your choice of terrain and time of year. Scenery materials are available for modeling plains, hills, mountains, rivers, lakes, deserts, and seacoasts in any season. Your local hobby shop can help you find the scenery materials and instructional resources you'll need.

7. And that's just the beginning!

You can enjoy running your trains with other model railroaders, re-creating the operation of real railroads, or building your dream layout on your own. You'll want to add signals, lights, trees, signs, buildings, billboards, roads, and grade crossings. For additional realism, add digital sound to your locomotives and animation to your scenes. You can even devise an operating system and timetable for moving freight and people from town to town. The possibilities are nearly endless.

Everything you need to build a great model railroad is available today. You can spend as much or as little time and money on the hobby as you want. **It's a great time to be a model railroader!**